


**The Episcopal Diocese of Pennsylvania**  
**July 2022 Financial Reports**  
**Executive Summary**

1. Sacred Ask Receivable – Total received as of July YTD is \$191,379 lower than this time last year.
2. Budget Variances
  - Mission
    - i. Total Diocesan Ministries is under budget due to lower activity/utilization
    - ii. Acts 2 Congregations
      1. Savings from Advocate – Vicar position is vacant.
    - iii. New Ministries & Plants
      1. Emergency Prop. Repairs-Acts 2 Churches Expenses are over budget due to support for CCSA, FCSJ and Advocate.
    - iv. Youth Ministries
      1. Youth Ministry is over budget due to Navajoland youth pilgrimage.
  - Support
    - i. Support Revenue
      1. Sacred Gifts for Support have been consolidated to include all Assessment Income. There is now one Sacred Ask.
    - ii. Staff Compensation & Benefits
      1. Savings in Deployment, Transition & Finance is due to vacant positions.
    - iii. Property Expenses
      1. Closed Church Property Expenses are over budget due to St. Philip's, Oreland, insurance repairs to be reimbursed and rectory renovations.
3. Overall Performance
  - There is a YTD \$(14,191) deficit which is less than the \$(166,683) YTD budget deficit primarily due to vacant positions.

The Episcopal Diocese of Pennsylvania  
Monthly Financial Reports  
July 2022

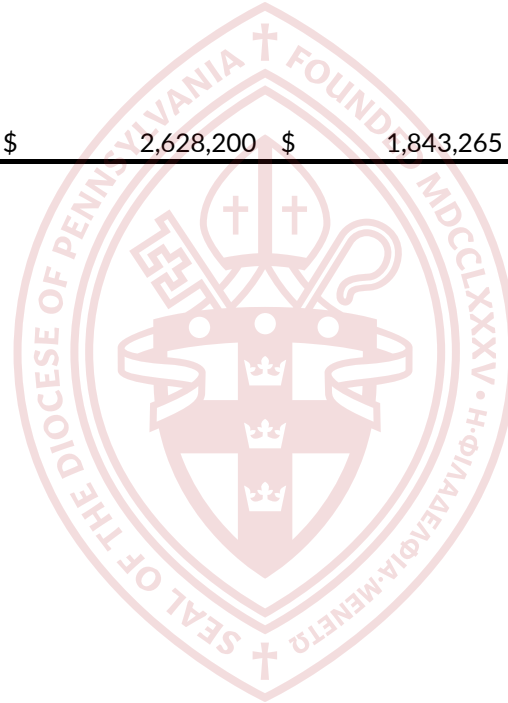
Table of Contents

1	Table of Contents
2	Sacred Ask Receivables Analysis
3 - 7	Unified Budget vs. Actual Report
8	Committee Financial Report
9	Other Diocesan Activities Report
10	Non-Cash Diocesan Activities Report
11	Statement of Financial Position
12	Notes to the Financial Reports
13	Investment Funds Additions and Withdrawals



The Episcopal Diocese of Pennsylvania  
 Gifts Receivable - Sacred Ask Analysis  
 July 2022 YTD

2022	Total	Total Paid	Total Unpaid	Total % Paid	Total % Unpaid
Sacred Ask	\$ 2,628,200	\$ 1,651,886	\$ 976,314	63%	37%
<hr/>					
2021					
Sacred Ask	\$ 2,628,200	\$ 1,843,265	\$ 784,935	70%	30%



**The Episcopal Diocese of Pennsylvania**  
**Statement of Activities - Unified Budget vs. Actual**

	July 2022			July 2021	July 2022		July 2021
	Actual	Budget	Budget Variance	Actual	Actual YTD	Budget YTD	Actual YTD
<b>Mission</b>							
1	<b>Mission Revenue</b>						
2	<b>Sacred Gifts for Mission</b>						
3	Congregational Giving	\$ -	\$ -	\$ -	\$ -	\$ -	\$ -
4	Less Allowance for non payment	-	-	-	-	-	-
5	<b>Sacred Gifts for Mission net of Allowance</b>	<b>\$ -</b>	<b>\$ -</b>	<b>\$ -</b>	<b>\$ -</b>	<b>\$ -</b>	<b>\$ -</b>
6	<b>Dedicated Mission Revenue</b>						
7	Diocesan Annual Fund	\$ -	\$ -	\$ -	\$ -	\$ -	\$ -
8	Anti-Racism	-	-	-	-	-	251
9	Youth Ministry	-	-	-	-	-	500
10	City Camps	7,851	7,900	(49)	100	13,596	13,600
11	Servant Year	-	-	-	-	-	-
12	Darby Mission Contribution	3,500	-	3,500	-	17,105	10,000
13	Parker-Bulmer Outreach Funds	-	-	-	-	-	50,629
14	Growth Development Fund	11,252	-	11,252	-	145,399	-
15	Veterans' Ministry Initiative	-	-	-	-	285	-
16	Other Income	93	2,000	(1,907)	52	7,392	14,000
17	<b>Total Dedicated Mission Revenue</b>	<b>\$ 22,695</b>	<b>\$ 9,900</b>	<b>\$ 12,795</b>	<b>\$ 152</b>	<b>\$ 183,777</b>	<b>\$ 37,600</b>
18	<b>Total Mission Revenue</b>	<b>\$ 22,695</b>	<b>\$ 9,900</b>	<b>\$ 12,795</b>	<b>\$ 152</b>	<b>\$ 183,777</b>	<b>\$ 37,600</b>
19	<b>Mission Expenses</b>						
20	<b>Diocesan Ministries</b>						
21	Absalom Jones Festival	\$ -	\$ -	\$ -	\$ -	\$ 13,646	10,000
22	Anglican Ministries	-	-	-	-	-	11,667
23	Anti-Gun Violence Commission	-	-	-	-	-	1,750
24	Anti-Human Trafficking	-	-	-	-	1,075	2,917
25	Anti-Racism Commission	650	700	(50)	1,800	9,304	17,500
26	Cultural Ministries	8,277	2,500	5,777	1,088	27,756	17,500
27	Digital Evangelism	-	-	-	-	-	11,667
28	Diocesan History Commission	-	-	-	-	-	1,167
29	Global Mission Commission	-	-	-	2,500	-	2,917
30	Loving Presence	-	-	-	-	-	19,250
31	Veterans' Ministry Initiative	-	-	-	-	3,918	4,667
32	<b>Total Diocesan Ministries</b>	<b>\$ 8,927</b>	<b>\$ 3,200</b>	<b>\$ 5,727</b>	<b>\$ 5,388</b>	<b>\$ 55,699</b>	<b>\$ 101,000</b>

**The Episcopal Diocese of Pennsylvania**  
**Statement of Activities - Unified Budget vs. Actual**

	July 2022			July 2021	July 2022		July 2021
	Actual	Budget	Budget Variance	Actual	Actual YTD	Budget YTD	Actual YTD
33 <b><u>Program Grants to Congregations</u></b>							
34 Calvary St. Augustine	\$ -	\$ -	\$ -	\$ 1,592	\$ -	-	\$ 11,142
35 Holy Innocents St. Paul's, Phila	1,250	1,250	-	-	8,750	8,750	-
36 Incarnation Holy Sacrament	-	-	-	592	-	-	4,142
37 St. Christopher's, Oxford	-	-	-	1,175	-	-	8,225
38 St. Mary's, Chester	1,000	1,000	-	-	7,000	7,000	-
39 St. Peter's, Glenside	-	-	-	500	-	-	3,500
40 St. Simon the Cyrenian. Phila	2,083	2,083	-	-	14,581	14,583	-
41 St. Stephen's, Clifton Heights	-	-	-	-	3,600	3,600	2,400
42 St. Stephen's, Philadelphia	-	-	-	1,775	-	-	12,425
43 Trinity, Rittenhouse	1,667	1,667	0	-	11,667	11,667	-
44 Trinity Memorial, Phila.	1,000	1,000	-	-	7,000	7,000	-
45 <b>Total Program Grants to Congregations</b>	<b>\$ 7,000</b>	<b>\$ 7,000</b>	<b>\$ 0</b>	<b>\$ 5,634</b>	<b>\$ 52,598</b>	<b>\$ 52,600</b>	<b>\$ 41,834</b>
46 <b><u>Acts 2 Churches Vicar Compensation</u></b>							
47 Christ & St. Ambrose + Free Church, Phila	\$ 12,343	13,225	\$ (882)	\$ 12,152	\$ 86,398	\$ 92,575	\$ 85,064
48 Church of the Advocate, Philadelphia	-	10,858	(10,858)	11,145	-	76,008	55,779
49 St. Dismas Prison Mission	-	-	-	-	-	1,458	-
50 St. Gabriel's, Philadelphia	11,187	11,592	(405)	11,017	79,030	81,142	77,122
51 St. Mary's, Chester	8,786	9,358	(572)	9,353	61,503	65,508	61,268
52 <b>Total Acts 2 Churches Vicar Comp.</b>	<b>\$ 32,316</b>	<b>\$ 45,033</b>	<b>\$ (12,717)</b>	<b>\$ 43,667</b>	<b>\$ 226,931</b>	<b>\$ 316,692</b>	<b>\$ 279,233</b>
53 <b><u>New Ministries &amp; Plants</u></b>							
54 Darby Vicar	\$ 9,048	9,475	\$ (427)	\$ 8,957	\$ 63,338	\$ 66,325	\$ 64,814
55 Darby Program & House Church	463	2,917	(2,453)	1,725	12,499	20,417	16,143
56 New Church Plants	-	4,000	(4,000)	-	-	28,000	-
57 Emergency Prop. Repairs - Acts 2 Churches	5,307	2,917	2,390	-	49,642	20,417	10,157
58 <b>Total New Ministries &amp; Plants</b>	<b>\$ 14,819</b>	<b>\$ 19,308</b>	<b>\$ (4,490)</b>	<b>\$ 10,682</b>	<b>\$ 125,479</b>	<b>\$ 135,158</b>	<b>\$ 91,114</b>
59 <b>Total Acts 2 &amp; Plants</b>	<b>\$ 47,134</b>	<b>\$ 64,342</b>	<b>\$ (17,207)</b>	<b>\$ 54,349</b>	<b>\$ 352,411</b>	<b>\$ 451,850</b>	<b>\$ 370,347</b>

**The Episcopal Diocese of Pennsylvania**  
**Statement of Activities - Unified Budget vs. Actual**

	July 2022			July 2021	July 2022		July 2021
	Actual	Budget	Budget Variance	Actual	Actual YTD	Budget YTD	Actual YTD
60 <b><u>Youth Ministries</u></b>							
61 Youth Ministry	\$ (2,842)	\$ 833	\$ (3,675)	\$ 2,581	\$ 17,234	\$ 5,833	\$ 10,096
62 City Camp	21,106	21,200	(94)	29,963	25,950	26,000	35,262
63 Episcopal Church Camp Scholarships	-	-	-	-	-	-	-
64 Campus Ministry (includes Peer Ministers)	1,521	2,917	(1,396)	1,521	10,647	20,417	10,647
65 TEC and Province III (includes EYE)	-	-	-	-	-	-	-
66 Servant Year	-	-	-	1,521	-	-	2,153
67 <b>Total Family and Youth Ministries</b>	<b>\$ 19,785</b>	<b>\$ 24,950</b>	<b>\$ (5,165)</b>	<b>\$ 35,586</b>	<b>\$ 53,831</b>	<b>\$ 52,250</b>	<b>\$ 58,158</b>
68 <b><u>Growth Development Fund</u></b>							
69 Growth Development Fund	\$ 11,252	\$ -	11,252	\$ -	\$ 145,399	\$ -	\$ 175,391
70 <b>Total Growth Development Fund</b>	<b>\$ 11,252</b>	<b>\$ -</b>	<b>\$ 11,252</b>	<b>\$ -</b>	<b>\$ 145,399</b>	<b>\$ -</b>	<b>\$ 175,391</b>
71 <b><u>Congregational Development and Support</u></b>							
72 Support for Congregations	\$ 14,752	\$ 4,167	\$ 10,586	\$ -	\$ 17,664	29,167	\$ -
73 Pandemic Aid Grants	-	-	-	20,000	30,000	-	376,962
74 Technology Grants	-	-	-	13,778	32,479	-	132,814
75 BOT Mission Grant	-	-	-	-	40,000	-	-
76 Feeding Ministries & Wellness Centers	-	1,667	(1,667)	-	-	11,667	-
77 Support for Innovation & Creativity	-	1,667	(1,667)	-	-	11,667	-
78 <b>Total Congregational Dev/Support</b>	<b>\$ 14,752</b>	<b>\$ 7,500</b>	<b>\$ 7,252</b>	<b>\$ 33,778</b>	<b>\$ 120,143</b>	<b>\$ 52,500</b>	<b>\$ 509,776</b>
79 <b><u>Parker Bulmer Outreach Mission</u></b>							
80 Parker Bulmer Outreach Mission	\$ -	\$ -	\$ -	\$ -	\$ -	\$ -	\$ 45,000
81 <b>Total Parker Bulmer Outreach Mission</b>	<b>\$ -</b>	<b>\$ -</b>	<b>\$ -</b>	<b>\$ -</b>	<b>\$ -</b>	<b>\$ -</b>	<b>\$ 45,000</b>
82 <b><u>Mission of Greater Church</u></b>							
83 Pledge to The Episcopal Church (TEC)	\$ 67,953	75,000	(7,047)	\$ 69,540	\$ 475,670	\$ 525,000	\$ 486,780
84 Province III Dues	-	-	-	-	19,596	21,000	19,471
85 Province III Expenses	-	-	-	-	551	600	-
86 <b>Total Mission of Greater Church</b>	<b>\$ 67,953</b>	<b>\$ 75,000</b>	<b>\$ (7,047)</b>	<b>\$ 69,540</b>	<b>\$ 495,816</b>	<b>\$ 546,600</b>	<b>\$ 506,251</b>
87 <b>Total Mission Expenses</b>	<b>\$ 176,803</b>	<b>\$ 181,992</b>	<b>\$ (5,189)</b>	<b>\$ 204,275</b>	<b>\$ 1,275,896</b>	<b>\$ 1,256,800</b>	<b>\$ 1,731,524</b>
88							
89 <b>Mission Surplus/(Deficit)</b>	<b>\$ (154,107)</b>	<b>\$ (172,092)</b>	<b>\$ 17,984</b>	<b>\$ (204,123)</b>	<b>\$ (1,092,119)</b>	<b>\$ (1,219,200)</b>	<b>\$ (1,477,024)</b>

**The Episcopal Diocese of Pennsylvania**  
**Statement of Activities - Unified Budget vs. Actual**

	July 2022			July 2021	July 2022		July 2021
	Actual	Budget	Budget Variance	Actual	Actual YTD	Budget YTD	Actual YTD
90	<b>Support</b>						
91	<b>Support Revenue - Regular</b>						
92	\$ 201,557	\$ 219,017	\$ (17,459)	\$ 317,788	\$ 1,651,886	\$ 1,533,117	\$ 1,491,277
93	-	(8,758)	8,758	-	-	(61,308)	-
94	-	-	-	9,167	-	-	64,167
95	<b>\$ 201,557</b>	<b>\$ 210,258</b>	<b>\$ (8,701)</b>	<b>\$ 326,955</b>	<b>\$ 1,651,886</b>	<b>\$ 1,471,808</b>	<b>\$ 1,555,444</b>
96	\$ -	\$ -	\$ -	\$ -	\$ 1,202,861	\$ 1,480,150	\$ 927,471
97	<b>\$ -</b>	<b>\$ -</b>	<b>\$ -</b>	<b>\$ -</b>	<b>\$ 1,202,861</b>	<b>\$ 1,480,150</b>	<b>\$ 927,471</b>
98	\$ 28,172	\$ 16,667	\$ 11,505	\$ 10,571	\$ 208,225	\$ 116,667	\$ 129,156
99	<b>\$ 229,730</b>	<b>\$ 226,925</b>	<b>\$ 2,805</b>	<b>\$ 337,526</b>	<b>\$ 3,062,972</b>	<b>\$ 3,068,625</b>	<b>\$ 2,612,071</b>
100	<b>Support Revenue - Special</b>						
101	\$ -	\$ -	\$ -	\$ -	\$ -	-	\$ 465
102	-	-	-	-	500	-	9,187
103	-	-	-	-	16,470	28,000	17,339
104	-	-	-	-	6,320	6,400	6,320
105	-	-	-	-	-	-	-
106	<b>\$ -</b>	<b>\$ -</b>	<b>\$ -</b>	<b>\$ -</b>	<b>\$ 23,290</b>	<b>\$ 34,400</b>	<b>\$ 33,311</b>
107							
108	<b>\$ 229,730</b>	<b>\$ 226,925</b>	<b>\$ 2,805</b>	<b>\$ 337,526</b>	<b>\$ 3,086,263</b>	<b>\$ 3,103,025</b>	<b>\$ 2,645,382</b>
109	<b>Support Expenses</b>						
110	<b>Staff Compensation &amp; Benefits</b>						
111	\$ 31,969	\$ 27,333	\$ 4,636	\$ 26,956	\$ 205,857	\$ 191,333	\$ 183,268
112	-	-	-	-	-	-	-
113	47,487	46,400	1,087	45,420	329,446	324,800	317,941
114	43,155	45,792	(2,637)	32,591	275,351	320,542	287,480
115	10,828	17,058	(6,230)	13,646	76,199	119,408	83,772
116	19,578	14,167	5,411	16,371	137,592	99,167	89,955
117	20,927	22,325	(1,398)	16,581	134,023	156,275	122,932
118	2,001	1,500	501	1,982	8,010	10,500	7,913
119	<b>\$ 175,947</b>	<b>\$ 174,575</b>	<b>\$ 1,372</b>	<b>\$ 153,547</b>	<b>\$ 1,166,477</b>	<b>\$ 1,222,025</b>	<b>\$ 1,093,261</b>

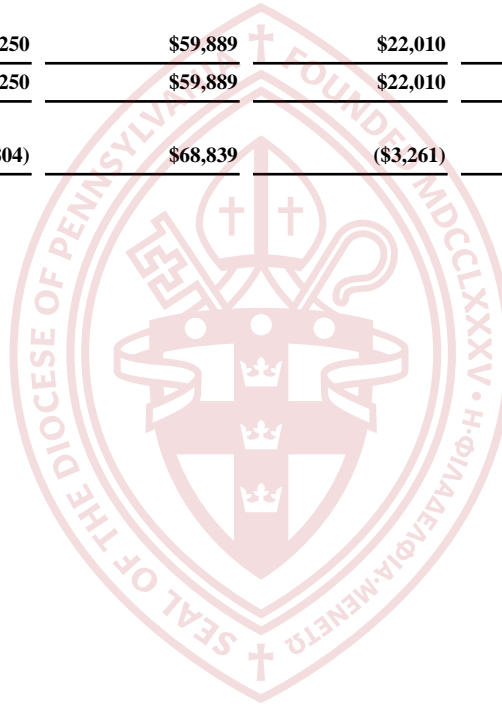
**The Episcopal Diocese of Pennsylvania**  
**Statement of Activities - Unified Budget vs. Actual**

	July 2022			July 2021	July 2022		July 2021
	Actual	Budget	Budget Variance	Actual	Actual YTD	Budget YTD	Actual YTD
120 <b>Operations</b>							
121 Diocesan Facilities	\$ 10,001	\$ 16,667	\$ (6,666)	\$ 7,556	\$ 101,146	\$ 116,667	\$ 112,714
122 Professional and Legal	6,973	8,333	(1,360)	5,779	85,625	58,333	35,621
123 Archives (Lutheran Seminary)	-	-	-	-	-	-	25,000
124 Financial Audit	-	-	-	-	10,000	-	-
125 Office & Operations	10,091	14,583	(4,492)	13,442	132,934	102,083	99,180
126 Title IV	-	-	-	-	1,850	700	-
127 Deployment & Ordination	3,859	3,333	526	-	30,653	23,333	7,500
128 Retired Lay Medical & Dental Insurance	3,225	5,000	(1,776)	4,121	21,150	35,000	34,684
129 Retired Clergy Medical Assistance RCMA	16,487	25,000	(8,513)	25,999	127,105	175,000	178,744
130 Clergy Financial Assistance CFA	5,000	7,500	(2,500)	634	61,336	52,500	34,085
131 Sabbatical Leave	-	1,667	(1,667)	-	10,210	11,667	11,000
132 <b>Total Operations</b>	<b>\$ 55,636</b>	<b>\$ 82,083</b>	<b>\$ (26,448)</b>	<b>\$ 57,531</b>	<b>\$ 582,008</b>	<b>\$ 575,283</b>	<b>\$ 538,528</b>
133 <b>Property Expenses</b>							
134 Closed Church Property Expenses	\$ 28,172	\$ 16,667	\$ 11,505	\$ 16,279	\$ 208,725	\$ 116,667	\$ 131,694
135 Wapiti Property Expenses	-	-	-	(5,709)	-	-	(7,570)
136 Wapiti Property Manager	-	-	-	-	-	-	14,219
137 <b>Total Property Expenses</b>	<b>\$ 28,172</b>	<b>\$ 16,667</b>	<b>\$ 11,505</b>	<b>\$ 10,570</b>	<b>\$ 208,725</b>	<b>\$ 116,667</b>	<b>\$ 138,343</b>
138 <b>Diocesan Life</b>							
139 Education	\$ -	\$ -	\$ -	\$ -	\$ 34,500	\$ 24,000	\$ -
140 Communication	948	8,333	(7,385)	1,725	38,564	58,333	94,524
141 Travel for Mission & Administration	3,266	4,167	(901)	195	38,021	29,167	5,971
142 Diocesan Events	1,609	3,333	(1,725)	700	40,848	23,333	21,251
143 Diocesan Convention	-	-	-	-	-	-	-
144 General Convention	1,670	1,700	(30)	-	1,670	1,700	-
145 <b>Total Diocesan Life</b>	<b>\$ 7,492</b>	<b>\$ 17,533</b>	<b>\$ (10,041)</b>	<b>\$ 2,620</b>	<b>\$ 153,603</b>	<b>\$ 136,533</b>	<b>\$ 121,746</b>
146 <b>Total Support Expenses</b>	<b>\$ 267,246</b>	<b>\$ 290,858</b>	<b>\$ (23,612)</b>	<b>\$ 224,268</b>	<b>\$ 2,110,813</b>	<b>\$ 2,050,508</b>	<b>\$ 1,891,878</b>
147							
148 <b>Support Surplus/(Deficit)</b>	<b>\$ (37,517)</b>	<b>\$ (63,933)</b>	<b>\$ 26,416</b>	<b>\$ 113,258</b>	<b>\$ 975,449</b>	<b>\$ 1,052,517</b>	<b>\$ 753,504</b>
149							
150 <b>Total Mission &amp; Support Surplus/(Deficit)</b>	<b>\$ (191,624)</b>	<b>\$ (236,025)</b>	<b>\$ 44,400</b>	<b>\$ (90,865)</b>	<b>\$ (116,670)</b>	<b>\$ (166,683)</b>	<b>\$ (723,520)</b>
151							
152 <b>Endowment Fund Transfer</b>	-	-	-	48,361	102,479	-	611,859
153							
154 <b>Total Surplus/(Deficit) after Transfer</b>	<b>\$ (191,624)</b>	<b>\$ (236,025)</b>	<b>\$ 44,400</b>	<b>\$ (42,504)</b>	<b>\$ (14,191)</b>	<b>\$ (166,683)</b>	<b>\$ (111,661)</b>



**Episcopal Diocese of Pennsylvania  
Committee Statement of Activities - 2022 YTD**

	ECW 7/31/2022	Church Trng 7/31/2022	Christmas Fund 7/31/2022	Continuing Ed 7/31/2022	ATS 7/31/2022	PTI 7/31/2022	Total 7/31/2022
<b>Revenues</b>							
Investment Income	\$13,701	\$43,446	\$128,728	\$18,749	\$44,025	\$14,458	\$263,107
Other Income	\$0	\$0	\$0	\$0	\$20,000	\$0	\$20,000
<b>Total Revenues</b>	<b>\$13,701</b>	<b>\$43,446</b>	<b>\$128,728</b>	<b>\$18,749</b>	<b>\$64,025</b>	<b>\$14,458</b>	<b>\$283,107</b>
<b>Expenses</b>							
Grants and Other Subsidies	\$3,708	\$49,250	\$59,889	\$22,010	\$620	\$14,458	\$149,935
<b>Total Expenses</b>	<b>\$3,708</b>	<b>\$49,250</b>	<b>\$59,889</b>	<b>\$22,010</b>	<b>\$620</b>	<b>\$14,458</b>	<b>\$149,935</b>
<b>NET SURPLUS/(DEFICIT)</b>	<b>\$9,994</b>	<b>(\$5,804)</b>	<b>\$68,839</b>	<b>(\$3,261)</b>	<b>\$63,405</b>	<b>\$0</b>	<b>\$133,173</b>




**Episcopal Diocese of Pennsylvania**  
**Other Diocesan Activities Statement of Activities - 2022 YTD**

	Episcopal Clerg Assn. of PA 7/31/2022	Deacon Intern 7/31/2022	Closed Churches ** 7/31/2022	Bishop's Discretionary 7/31/2022	Nunns Fund 7/31/2022	Other Income and Expense 7/31/2022	Total 7/31/2022
<b>Revenues</b>							
Contributions - Other	\$17,550	\$0	\$0	\$3,099	\$0	\$0	\$20,649
Investment Income	\$0	\$26,176	\$0	\$2,400	\$174,162	\$4,177	\$206,915
Other Income	\$16,755	\$0	\$500	\$0	\$0	\$20,257	\$37,512
<b>Total Revenues</b>	<b>\$34,305</b>	<b>\$26,176</b>	<b>\$500</b>	<b>\$5,499</b>	<b>\$174,162</b>	<b>\$24,434</b>	<b>\$265,076</b>
<b>Expenses</b>							
Salaries	\$0	\$0	\$3,500	\$0	\$2,175	\$0	\$5,675
Insurance	\$0	\$0	\$12,674	\$0	\$0	\$0	\$12,674
Professional Fees	\$0	\$0	\$26,663	\$0	\$0	\$0	\$26,663
Honoria	\$4,500	\$0	\$0	\$0	\$0	\$0	\$4,500
Meeting Expense	\$800	\$0	\$0	\$0	\$0	\$0	\$800
Supplies	\$188	\$0	\$0	\$0	\$0	\$0	\$188
Repair and Maintenance	\$0	\$0	\$136,050	\$0	\$0	\$0	\$136,050
Travel	\$88,116	\$564	\$4,660	\$0	\$7,500	\$0	\$100,839
Utilities	\$0	\$0	\$23,907	\$0	\$0	\$0	\$23,907
Telecommunications	\$0	\$0	\$1,271	\$0	\$0	\$0	\$1,271
Grants and Other Subsidies	\$0	\$56,000	\$0	\$7,279	\$119,513	\$311,263	\$494,054
<b>Total Expenses</b>	<b>\$93,604</b>	<b>\$56,564</b>	<b>\$208,725</b>	<b>\$7,279</b>	<b>\$129,187</b>	<b>\$311,263</b>	<b>\$806,622</b>
<b>NET SURPLUS/(DEFICIT)</b>	<b>(\$59,299)</b>	<b>(\$30,388)</b>	<b>(\$208,225)</b>	<b>(\$1,780)</b>	<b>\$44,975</b>	<b>(\$286,829)</b>	<b>(\$541,546)</b>

**Episcopal Diocese of Pennsylvania**  
**Statement of Activities**  
 Non-Cash Diocesan Activities 2022 - Year To Date

	Investment Gain/Loss 7/31/2022	Depreciation and Fees 7/31/2022	Change in Perpetual Trust 7/31/2022	Total 7/31/2022
<b>Revenues</b>				
Change in Investment Value	(\$15,680,435)	\$0	(\$523,797)	(\$16,204,232)
<b>Total Revenues</b>	<b>(\$15,680,435)</b>	<b>\$0</b>	<b>(\$523,797)</b>	<b>(\$16,204,232)</b>
<b>Expenses</b>				
Fees	\$0	\$103,991	\$0	\$103,991
<b>Total Expenses</b>	<b>\$0</b>	<b>\$103,991</b>	<b>\$0</b>	<b>\$103,991</b>
<b>NET SURPLUS/(DEFICIT)</b>	<b>(\$15,680,435)</b>	<b>(\$103,991)</b>	<b>(\$523,797)</b>	<b>(\$16,308,223)</b>



The Episcopal Diocese of Pennsylvania  
Statement of Financial Position  
July 31, 2022

<u>Assets</u>	7/31/2022	7/31/2021
Cash	\$ 3,430,980	\$ 3,029,873
Pledges	7,309	24,133
Sacred Ask Receivable	997,923	831,988
Other Receivables	73,153	64,301
Prepaid Expenses	291,176	82,141
Investments	70,818,827	89,574,557
Charitable Remainder Trusts	19,000	19,000
Real Estate Held for Sale	-	-
Loans Receivable	192,065	187,585
Property and Equipment, Net	11,204,813	7,735,465
Beneficial Interest in Perpetual Trusts	6,354,667	2,874,709
<b>Total Assets</b>	<b>\$ 93,389,914</b>	<b>\$ 104,423,752</b>
<u>Liabilities</u>		
Accounts Payable and Accrued Expenses	\$ 1,889,107	\$ 1,258,546
Post- Retirement Benefit Obligation	3,245,000	3,642,000
Deferred Revenue	1,008,403	1,222,824
<b>Total Liabilities</b>	<b>\$ 6,142,510</b>	<b>\$ 6,123,370</b>
<b>Net Assets</b>	<b>87,247,404</b>	<b>98,300,382</b>
<b>Total Liabilities and Net Assets</b>	<b>\$ 93,389,914</b>	<b>\$ 104,423,752</b>

**Cash Detail**

	7/31/2022	7/31/2021
Bishop's Discretionary	\$ 8,006	\$ 9,046
Designated Funds	1,888,109	1,155,161
Operating	1,074,786	1,391,691
Closed Churches	35,106	162,336
Nunns Operating	424,722	311,389
Petty Cash	250	250
<b>Total Cash</b>	<b>\$ 3,430,980</b>	<b>\$ 3,029,873</b>

# The Episcopal Diocese of Pennsylvania

## Notes to the Financial Statements

July 2022

1. Certain closed operations of DIOPA, such as the Maryland property and closed churches, as expense lines on Unified Budget Report, and Other Diocesan Activities on the attached monthly financial statements. The funding of these expenses comes from distributions from the Diocesan Property Fund. As these are cash transfers from the Foundation fund to our bank account to pay these closed operations expenses, we cannot count these transfers as revenue. These monies had previously been recognized as revenue, principally through the sale of closed church assets which were deposited into the Diocesan Property Fund. As a consequence, budget performance will be unfavorably distorted. That is, actual expense for these items will be shown on statements but the corresponding funding from non-revenue sources will not.

**The Episcopal Diocese of Pennsylvania**  
**2022 Endowment Withdrawal Activity**  
**July 2022 YTD**

Date	Withdrawal description	Growth &				Total
		Fund for the Episcopate	Pandemic Aid Fund	Tech Grant Fund	Development Fund	
1/3/2022	2021 Budget + Diocesan Center renovations	(232,651)	-	-	-	(232,651)
1/24/2022	Diocesan Center renovations	(302,209)	-	-	-	(302,209)
2/22/2022	Cash flow	(600,000)	-	-	-	(600,000)
3/21/2022	Diocesan Center renovations	(376,984)	-	-	-	(376,984)
5/9/2022	Tech Grants Paid	-	-	(15,000)	-	(15,000)
5/9/2022	Transfer to BOT Mission Commission Fund	-	(90,000)	-	-	(90,000)
5/25/2022	Diocesan Center renovations	(598,127)	-	-	-	(598,127)
6/27/2022	Diocesan Center renovations	(531,581)	-	-	-	(531,581)
		-	-	-	-	-
		-	-	-	-	-
		-	-	-	-	-
		-	-	-	-	-
<b>Total</b>		<b>\$ (2,641,552)</b>	<b>\$ (90,000)</b>	<b>\$ (15,000)</b>	<b>\$ -</b>	<b>\$ (2,746,552)</b>

